

Pressure-dependent Isotope Effect in the Reaction of Silylene (SiH_2 , $^1\text{A}_1$) with Acetylene and [$^2\text{H}_2$]Acetylene

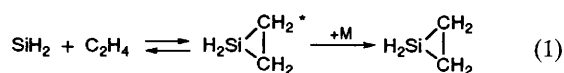
Rosa Becerra,^a H. Monty Frey,^b Ben P. Mason^b and Robin Walsh*^b

^a Instituto de Quimica-Fisica 'Rocasolano', CSIC, C/Serrano 119, 28006 Madrid, Spain

^b Department of Chemistry, University of Reading, Whiteknights, PO Box 224, Reading UK RG6 2AD

Direct, time resolved measurements of absolute rate constants for reaction of $\text{SiH}_2(^1\text{A}_1)$ with C_2H_2 and C_2D_2 have revealed a pressure (and temperature) dependent isotope effect characteristic of an association process yielding an intermediate (silirene) which undergoes, amongst other reactions, a degenerate isotopic scrambling process.

We have recently found,^{1,2} by direct kinetic studies, that the reaction of $\text{SiH}_2(^1\text{A}_1)$ with C_2H_4 exhibits a pressure dependence characteristic of a third-body mediated association reaction, eqn. (1).



RRKM calculations show that the pressure dependence is consistent with formation of silirane with an excess of energy

in agreement with predictions based on the most recent *ab initio* calculations^{3,4} of its enthalpy of formation. The contrasting kinetic behaviour of $\text{SiH}_2(^1\text{A}_1)$ and $\text{CH}_2(^1\text{A}_1)$ were explained on energetic grounds. We describe here new results on the kinetics of the reaction of $\text{SiH}_2(^1\text{A}_1)$ with C_2H_2 , which now enable us to compare and contrast the reactions of SiH_2 with the two different substrates, C_2H_2 and C_2H_4 . In order to illuminate the mechanism of reaction further we have additionally carried out a gas-phase study of $\text{SiH}_2(^1\text{A}_1)$ with C_2D_2 . The only existing rate datum for the $\text{SiH}_2 + \text{C}_2\text{H}_2$ reaction is that of Jasinski *et al.*⁵ who obtained a value of $9.8 \times 10^{-11} \text{ cm}^3$

molecule⁻¹ s⁻¹ for the rate constant at 298 K in the presence of He [total pressure, 5 Torr (1 Torr = 133.3 Pa)].

SiH₂ kinetic studies were carried out by the laser flash photolysis technique, details of which have been published previously.^{6,7} SiH₂ was generated by photodecomposition of phenylsilane (PhSiH₃) using the 193 nm ArF line of a pulsed excimer laser. SiH₂ was detected and monitored in real time by use of a single mode dye laser tuned to a known (strong) vibration-rotation transition (17259.50 cm⁻¹) in its visible $\tilde{A} \leftarrow \tilde{X}$ absorption band. Signal decays from 5 to 15 photolysis laser shots were averaged and found to give good first-order kinetic fits. The timescale (μ s) of the transient decays, precludes migration of SiH₂ out of the reaction zone during experimental runs and thus ensures that these processes must be homogeneous and not surface mediated. Experiments were carried out with gas mixtures containing a few mTorr of PhSiH₃, varying quantities of C₂H₂ (or C₂D₂) up to 200 mTorr and SF₆ up to total pressures between 1 and 30 Torr. The acetylenes were gas chromatographically pure but the C₂D₂ contained a 20% impurity of C₂HD.

Second-order kinetics was confirmed by the linear dependence of the first-order decay constants on substrate C₂H₂ or C₂D₂ pressures at a total pressure of 10 Torr. The second-order rate constants from these experiments and those obtained at other pressures both at 291 and 613 K are given in Table 1. The error limits shown for the 10 Torr data are single standard deviations. For the other rate constants, based on less points, the uncertainties are *ca.* $\pm 10\%$. The values show (i) an isotope effect favouring reaction with C₂D₂, which varies with both pressure and temperature; (ii) a pressure dependence of the rate constants which is least marked for C₂D₂ at 291 K and most marked for C₂H₂ at 613 K; (iii) a decrease in rate constants with increasing temperature. A fuller set of experiments is being carried out⁸ but the results obtained so far permit us to draw certain conclusions.

The observed pressure dependence for the SiH₂ + C₂H₂ reaction shows that the reaction has, at least in part, the characteristics of a third-body mediated association reaction. In this respect the reaction is similar to SiH₂ + C₂H₄ although the pressure dependence is less marked. Our results are consistent with those of Jasinski *et al.*,⁵ after consideration of the much weaker collisional stabilising efficiency of the He bath gas used in their experiments. The very weak pressure dependence for SiH₂ + C₂D₂ suggests an association process in which re-elimination of SiH₂ from the incipient (collisionally unstabilised) adduct is at most a minor pathway. At high pressures the rate constants for both reactions approach one another in value (*i.e.* the isotope effect diminishes) consistent with convergence towards the true bimolecular addition rate constant (for which there should be only a small secondary isotope effect between the two systems). The low probability of re-elimination of SiH₂ in the SiH₂ + C₂D₂ reaction can be explained if the energised intermediate is capable of scrambling the isotopic label such that elimination of SiHD and SiD₂ become possible. If statistical scrambling is achieved then silylene elimination will correspond to 17% SiH₂, 17% SiD₂

Table 1 Experimental rate constants for reaction of SiH₂ + C₂H₂/C₂D₂

P/Torr	$k/10^{-10} \text{ cm}^3 \text{ molecule}^{-1} \text{ s}^{-1}$	
	C ₂ H ₂	C ₂ D ₂
1.0 ^a	1.80	2.73
3.0 ^a	2.57	3.45
10.2 ^a	3.54 \pm 0.22	3.80 \pm 0.14
31.4 ^a	3.57	3.31
0.94 ^b	0.202	0.607
3.1 ^b	0.449	1.176
10.2 ^b	0.716 \pm 0.026	1.44 \pm 0.06
31.7 ^b	0.934	1.52

^a $T = 291 \pm 3 \text{ K}$. ^b $T = 613 \pm 5 \text{ K}$.

and 66% SiHD. The data are consistent with nearly complete scrambling at room temperature but a lesser extent at 613 K.

In order to assess the pressure dependence in SiH₂ + C₂H₂ we have carried out an RRKM calculation based on the assumed formation of silirene. Since silirene is an experimentally unknown molecule no kinetic study of its decomposition exists. However, a reasonably reliable assignment of its transition state vibrations and structure can be obtained *via* the theoretically calculated geometry and vibration frequencies of silirene itself,⁹ combined with an estimated *A* factor of 10^{16.8} s⁻¹ for its decomposition to SiH₂ + C₂H₂. This *A* factor is calculated from the association *A* factor of 10^{-9.9} cm³ molecule⁻¹ s⁻¹ obtained from our measurements, combined with a reaction entropy estimate based on a statistical-mechanical calculation.⁸ Since the activation energy is experimentally unknown, four calculations were carried out at different energies. For these purposes a strong collisional deactivation model was used although it was verified that for a weak model corresponding to known efficiencies for SF₆ in other systems there were very little differences. Fig. 1 shows the results of these calculations compared with the measurements. Clearly the closest approximation to a fit corresponds to the highest activation energy of 268 kJ mol⁻¹. This is some 63 kJ mol⁻¹ higher than the lowest value modelled, which, however, corresponds closely to the most recent theoretical estimate.¹⁰ Since RRKM modelling was successful, with the theoretically based decomposition activation energy (for silirane) in the SiH₂ + C₂H₄ system,¹ an alternative explanation is offered for the SiH₂ + C₂H₂ reaction. If a fraction of the initially formed energized silirene isomerises into another product, then pressure quenching of the reaction will be less effective, and pressure dependence less marked.

These findings can be encapsulated in the following mechanism (hydrogenated system only), eqn. (2).

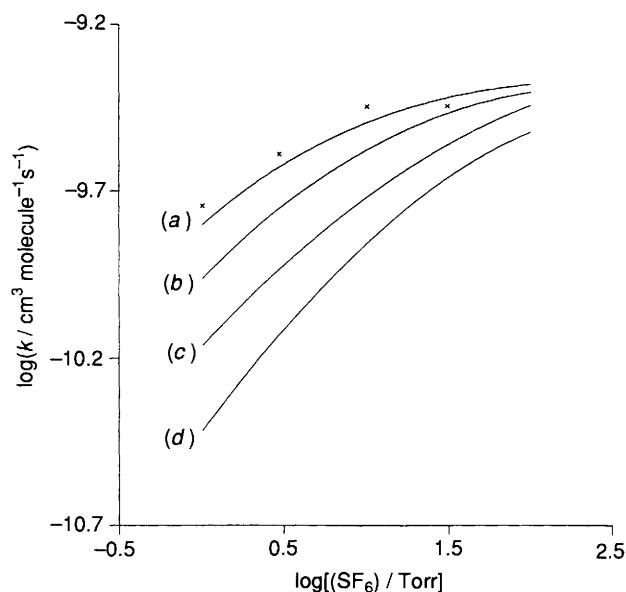
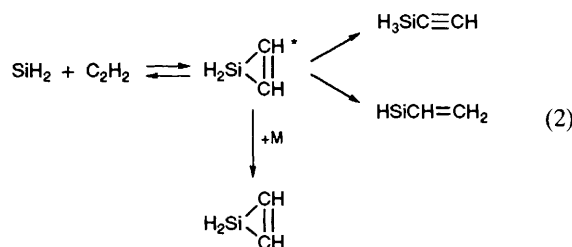


Fig. 1 Comparison of experiment, x, with RRKM theory calculated pressure-dependencies for SiH₂ + C₂H₂. Theoretical lines correspond to activation energies in kJ mol⁻¹ for the silirene adduct decomposition of: (a) 268; (b) 247; (c) 226; (d) 205.

This mechanism has been previously suggested by O'Neal *et al.*¹¹ from high-temperature pyrolysis studies with end product analysis. Our direct kinetic measurements offer dramatic evidence for its occurrence down as low as room temperature. The most interesting feature of this mechanism is the facile reversible ring-opening reaction of silirene to vinylsilylene. The silirene ring shows more versatility in its chemistry than its all-carbon analogue, cyclopropene.

We thank the British/Spanish Joint Research Programme (Acciones Integradas) for support of this work and the Reading University Research Endowment Fund for the award of a studentship to B. P. M. We also thank Mark Gordon for helpful correspondence.

Received, 18th March 1993; Com. 3/01576I

References

- 1 N. Al-Rubaiey, H. M. Frey, B. P. Mason, C. McMahon and R. Walsh, *Chem. Phys. Lett.*, 1993, **204**, 301.
- 2 N. Al-Rubaiey, B. P. Mason and R. Walsh, manuscript in preparation.
- 3 J. A. Boatz and M. S. Gordon, *J. Phys. Chem.*, 1989, **93**, 3025.
- 4 D. A. Horner, R. S. Grev and H. F. Schaefer III, *J. Am. Chem. Soc.*, 1992, **114**, 2093.
- 5 J. O. Chu, D. B. Beach and J. M. Jasinski, *J. Phys. Chem.*, 1987, **91**, 5340.
- 6 J. E. Baggott, H. M. Frey, K. D. King, P. D. Lightfoot, R. Walsh and I. M. Watts, *J. Phys. Chem.*, 1988, **92**, 4025.
- 7 J. E. Baggott, H. M. Frey, P. D. Lightfoot, R. Walsh and I. M. Watts, *J. Chem. Soc., Faraday Trans.*, 1990, **86**, 27.
- 8 R. Becerra and R. Walsh, *Int. J. Chem. Kinet.*, in the press.
- 9 M. S. Gordon, *J. Am. Chem. Soc.*, 1980, **102**, 7419.
- 10 J. A. Boatz, M. S. Gordon and L. R. Sita, *J. Phys. Chem.*, 1990, **94**, 5488.
- 11 J. W. Erwin, M. A. Ring and H. E. O'Neal, *Int. J. Chem. Kinet.*, 1985, **17**, 1067.